

## Cable connection technology

Fish tapes, cable pulling device system



# Fish tapes

## Steel fish tapes

with eyelet and brass rolling ball, without additional pilot spring



Art. No.	length m	tapes-Ø mm	weight	PU
15 01 52	10	3,5 x 0,5	135	10
15 01 54	15	3,5 x 0,5	200	10
15 01 56	20	3,5 x 0,5	270	10
15 01 58	25	3,5 x 0,5	325	10

## Spiral fish tapes

made from steel spirals, fourfold twisted, with solid steel end pieces, strip size 4 mm



Art. No.	length m	strip size	weight	PU
15 02 00	5	4	370	1
15 02 02	10	4	680	1
15 02 04	15	4	970	1
15 02 06	20	4	1310	1
15 02 08	25	4	1665	1
15 02 10	30	4	1885	1

## Perlon fish tapes

made from stretched „Bayer-Perlon wire“, black, with solid steel end pieces, with additional pilot spring, approx. 120 mm length



Art. No.	length m	strip size	weight	PU
15 02 20	5	3	100	1
15 02 22	10	3	160	1
15 02 24	15	3	230	1
15 02 26	20	3	300	1
15 02 28	25	3	375	1
15 02 30	30	3	450	1
15 02 41	10	4	165	1
15 02 43	15	4	235	1
15 02 45	20	4	305	1

## Perlon fish tapes

made from stretched „Bayer-Perlon wire“, black, with solid steel end pieces, without additional pilot spring, strip size 4 mm



Art. No.	length m	strip size	weight	PU
15 02 32	10	4	160	1
15 02 34	15	4	230	1
15 02 36	20	4	300	1
15 02 38	25	4	375	1
15 02 39	30	4	455	1
15 02 47	25	4	380	1

## Perlon fish tapes

made from stretched „Bayer-Perlon wire“, black, with solid steel end pieces, with 2 eyes, strip size 3 mm



Art. No.	length m	strip size	weight	PU
15 04 50	5	3	50	1
15 04 52	10	3	100	1
15 04 54	15	3	125	1
15 04 56	20	3	150	1
15 04 58	25	3	200	1
15 04 62	5	4	100	1
15 04 64	10	4	150	1
15 04 66	15	4	250	1
15 04 68	20	4	300	1
15 04 70	25	4	400	1

## Perlon fish tapes

made from stretched „Bayer-Perlon wire“, black, with solid steel end pieces, with 2 spring and 2 eyes, strip size 4 mm



Art. No.	length m	strip size	weight	PU
15 04 76	10	4	150	1
15 04 78	15	4	250	1
15 04 80	20	4	300	1
15 04 82	25	4	400	1

# Cable pulling device, accessories

## Cable pulling device HAUPA-FIBRE

Cable pulling device with **glass fibre rod Ø 3 mm**, with PP casing, including front/end sleeve M5.



### Advantages:

- **speed**  
fast coiling- and uncoiling of the glass fibre rod
- **adjustable hand loop**
- **for right-handed and for left-handed users**
- **easy rod change**  
only one fix point
- **no tension on the glass fibre rod**  
no need to slide in the glass fibre rod – (no breakage)
- **convenient and easy to open accessories box**  
in the cap (with visual operating manual)

Art. No.	length	dimension mm	weight	PU
14 30 00	HAUPA-FIBRE 20 m	85 x 245 x 245	1400	1
14 30 02	HAUPA-FIBRE 30 m	85 x 245 x 245	1500	1

### Delivery includes HAUPA-FIBRE 20/30:

Pulling unit with loop M5				
Art. No.	Ø mm	connection thread	PU	
14 30 08	6	M5	2	
Guiding head Ø 6 mm with loop M5				
Art. No.	Ø mm	connection thread	PU	
14 30 10	6	M5	1	

Guiding head Ø 7 mm with loop M5				
Art. No.	Ø mm	connection thread	PU	
14 30 12	7	M5	1	
Guiding head Ø 10 mm with loop M5				
Art. No.	Ø mm	connection thread	PU	
14 30 14	10	M5	1	
Front/end sleeve M5				
Art. No.	connection thread	PU		
14 30 16	M5	2		
Connection sleeve for probes Ø 3 mm				
Art. No.	Ø mm	PU		
14 30 18	3	2		
Cable grips				
Art. No.	length	Ø mm	connection thread	PU
14 30 20	200	4 - 6	M5	1
Special pulling aid				
for fast pulling of glass fibre rods Ø 3 mm				
Art. No.	Ø mm	PU		
14 30 24	3 - 6	1		
Special fast glue for glass fibre rod Ø 3 mm				
Art. No.	Ø mm	size	PU	
14 30 26	3	5	1	

### Further accessories for HAUPA-FIBRE

#### Replacement glass fibre rod

Ø 3 mm, length 20/30 m, including front/end sleeve M5

Art. No.	length m	PU
14 30 04	20	1
14 30 06	30	1

#### Service set for HAUPA-FIBRE


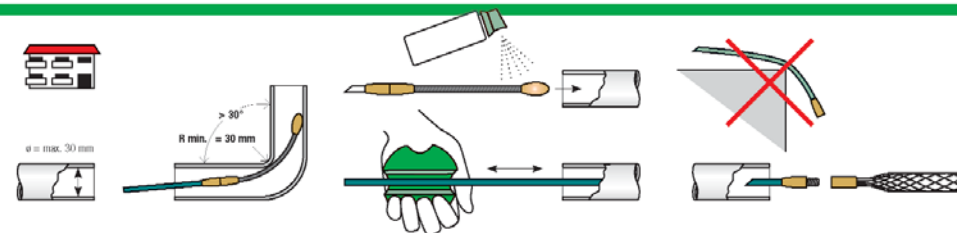
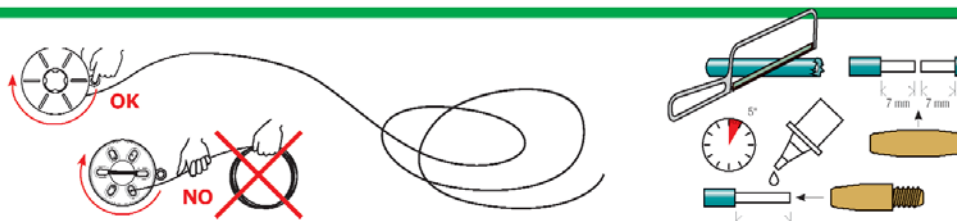
5 front sleeves, 5 guiding heads, 3 connection sleeves, 1 special fast glue



Art. No.	Ø mm	PU
14 30 28	4.5	1

#### Guiding head Ø 13 mm with loop M5

Art. No.	Ø mm	connection thread	PU
14 30 30	13	M5	1



### Please note!

All static and dynamic forces are concentrated in a single central hub. This allows a very easy assembly and disassembly at the end of the use period. As a result, the preconditions for an environmentally-friendly device are maintained. In the middle, the tool has a practical and simple shelf compartment for accessories.

## Standing and lying devices – with and without wheels

### Cable pulling device FOX

Cable pulling device **FOX** with **glass fibre rod Ø 4.5 mm** and green PP coating RAL 6018, with **zinc plated steel winder Ø 330 mm**, standing version, **complete with front/end sleeve M5 and pulling head M5 with loop**



Art. No.	length m	Ø mm	PU
14 30 50	40	4.5	1
14 30 52	60	4.5	1
14 30 54	80	4.5	1

#### Accessories:



**Replacement glass fibre rod FOX**  
Ø 4.5 mm, complete with front/end sleeve M5

Art. No.	length	Ø mm	PU
14 30 56	40	4.5	1
14 30 58	60	4.5	1
14 30 60	80	4.5	1



**Guiding head with loop M5**

Art. No.	connection thread	PU
14 30 62	M5	1



**Front bulb with shackle M5**

Art. No.	connection thread	PU
14 30 64	M5	1



**Guiding role made from aluminium**

Art. No.	connection thread	PU
14 30 66	M5	1



**Guiding heads with loop M5**

Art. No.	Ø mm	connection thread	PU
14 30 12	7	M5	1
14 30 14	10	M5	1
14 30 30	13	M5	1



**Guiding head set with heads Ø 7, 10, 13 mm**

Art. No.	set	connection thread	PU
14 30 68	3-pieces	M5	1



**Front/end sleeve M5**

Art. No.	connection thread	PU
14 30 70	M5	1




**Connection sleeve for probes Ø 4.5 mm**

Art. No.	PU
14 30 72	1


### Cable pulling device SIX

Cable pulling device **SIX** with **glass fibre rod Ø 6.0 mm** and green PP coating RAL 6018, with **zinc plated steel winder Ø 550 mm**, in lying and standing version with wheels, **complete with front/end sleeve M6 and pulling head M6 with loop**



Art. No.	length m	Ø mm	lying version	PU
14 31 00	40	6		1
14 31 02	60	6		1
14 31 04	80	6		1
14 31 05	100	6		1
Art. No.	length m	Ø mm	standing version	PU
14 31 06	40	6		1
14 31 08	60	6		1
14 31 10	80	6		1
14 31 11	100	6		1
Art. No.	length m	Ø mm	standing version with wheels	PU
14 31 12	40	6		1
14 31 14	60	6		1
14 31 16	80	6		1
14 31 17	100	6		1

#### Accessories:



**Replacement glass fibre rod SIX**

Ø 6 mm, including front/end sleeve M5

Art. No.	length	Ø mm	PU
14 31 18	40	6	1
14 31 20	60	6	1
14 31 22	80	6	1
14 31 24	100	6	1



**Guiding head with loop M6**

Art. No.	Ø mm	connection thread	PU
14 31 26	6	M6	1



**Front bulb with shackle M6**

Art. No.	connection thread	PU
14 31 28	M6	1



**Guiding role made from aluminium**

Art. No.	connection thread	PU
14 31 30	M6	1



**Guiding head M6**

Art. No.	Ø mm	connection thread	PU
14 31 32	6	M6	1



**Front/end sleeve M6**

Art. No.	connection thread	PU
14 31 34	M6	1



**Connection shackle for probes Ø 6 mm**

Art. No.	Ø mm	PU
14 31 36	6	1




## Cable pulling device FIX

Cable pulling device **FIX** with **glass fibre rod Ø 7.5 mm** and green PP coating RAL 6018, with **zinc steel winder Ø 630 mm**, in standing version and with wheels, including **front/end sleeve M12** and **front bulb with shackle M12**



Art. No.	length m	Ø mm	standing version	PU
14 31 50	7.5	40		1
14 31 52	7.5	60		1
14 31 54	7.5	80		1
14 31 56	7.5	100		1
14 31 58	7.5	120		1
Art. No.	length m	Ø mm	standing version with wheels	PU
14 31 60	7.5	40		1
14 31 62	7.5	60		1
14 31 64	7.5	80		1
14 31 66	7.5	100		1
14 31 68	7.5	120		1

### Accessories:



#### Replacement glass fibre rod FIX

Ø 7.5 mm, including front/end sleeve M12

Art. No.	length	Ø mm	PU
14 31 70	40	7.5	1
14 31 72	60	7.5	1
14 31 74	80	7.5	1
14 31 76	100	7.5	1
14 31 78	120	7.5	1



#### Front bulb with shackle M12

Art. No.	connection thread	PU
14 31 80	M12	1



#### Guiding role made from aluminium

Art. No.	connection thread	PU
14 31 82	M12	1



#### Guiding role made from aluminium, length 80 mm

Art. No.	Ø mm	PU
14 31 84	40	1



#### Front/end sleeve M12

Art. No.	connection thread	PU
14 31 86	M12	1



#### Connection sleeve for probes Ø 7.5 mm

Art. No.	Ø mm	PU
14 31 87	7.5	1



#### Connection sleeve with rotator made from zinc steel Ø 30 mm, length 83 mm, with M12 connections on both sides

Art. No.	Ø glass fibre rod mm	PU
14 31 90	7.5/9/11/14	1



#### Catch device made from zinc steel to connect glass fibre rods from two opposite sides with M12 connections on both sides

Art. No.	Ø laid pipe	glass fibre rod	PU
14 31 92	60 - 80 mm	7.5 mm	1



#### Catch device made from zinc steel to connect glass fibre rods from two opposite sides with M12 connections on both sides

Art. No.	Ø laid pipe	Ø glass fibre rod	PU
14 31 94	80 - 100 mm	7.5/9/11/14.5	1
14 31 96	100 - 125 mm	7.5/9/11/14.5	1
14 31 98	125 - 160 mm	7.5/9/11/14.5	1




#### Pipe cleaning brush with synthetic bristles made from Teflon core with pulling loops on both sides


Art. No.	Ø brush	PU
14 32 00	80 mm	1
14 32 02	97 mm	1
14 32 04	117 mm	1

## Cable pulling device STRONG

Cable pulling device **STRONG** with **glass fibre rod Ø 9 mm** and green PP coating RAL 6018, with **zinc steel winder Ø 795 mm** (1000 with wheels), in standing version and with wheels, including **front/end sleeve M12** and **front bulbs with shackle M12**



Art. No.	Ø mm	length m	standing version	PU
14 32 10	9	40	steel reel Ø 795 mm	1
14 32 12	9	60	steel reel Ø 795 mm	1
14 32 14	9	80	steel reel Ø 795 mm	1
Art. No.	Ø mm	length m	standing version with wheels	PU
14 32 16	9	100	steel reel Ø 1000 mm	1
14 32 18	9	120	steel reel Ø 1000 mm	1
14 32 20	9	150	steel reel Ø 1000 mm	1



#### Replacement glass fibre rod STRONG

Ø 9 mm, including front/end sleeve M12

Art. No.	length	Ø mm	PU
14 32 22	40	9	1
14 32 24	60	9	1
14 32 26	80	9	1
14 32 28	100	9	1
14 32 30	120	9	1
14 32 32	150	9	1



#### Front bulb with shackle M12

Art. No.	connection thread	PU
14 31 80	M12	1



#### Guiding role made from aluminium

Art. No.	connection thread	PU
14 31 82	M12	1



#### Guiding role made from aluminium, length 80 mm

Art. No.	Ø mm	PU
14 31 84	40	1



#### Front/end sleeve M12

Art. No.	connection thread	PU
14 31 86	M12	1



#### Connection sleeve for probes Ø 9 mm

Art. No.	Ø mm	PU
14 31 88	9	1



#### Connection sleeve with rotator made from zinc steel Ø 30 mm, length 83 mm, with M12 connections on both sides

Art. No.	Ø glass fibre rod	PU
14 31 90	7.5/9/11/14	1



#### Catch device made from zinc steel to connect glass fibre rods from two opposite sides with M12 connections on both sides

Art. No.	Ø laid pipe	Ø glass fibre rod	PU
14 31 94	80 - 100 mm	7.5/9/11/14.5	1
14 31 96	100 - 125 mm	7.5/9/11/14.5	1
14 31 98	125 - 160 mm	7.5/9/11/14.5	1



#### Pipe cleaning brush with synthetic bristles made from Teflon core with pulling loops on both sides

Art. No.	Ø brush	PU
14 32 00	80 mm	1
14 32 02	97 mm	1
14 32 04	117 mm	1


**haupa**

...convincing solutions

## Cable pulling device, accessories


### Cable pulling device POWER

Cable pulling device **POWER** with **glass fibre rod Ø 11 mm** and green PP coating RAL 6018, with zinc steel winder Ø 1000 mm, width 150 mm, standing version with wheels, including front/end sleeve M12 and front bulb with shackle M12



Art. No.	Ø mm	length m	width	standing version with wheels	PU
14 32 50	11	150	150		1
14 32 52	11	200	150		1
14 32 54	11	250	230		1
14 32 56	11	300	230		1

#### Accessories:



#### Replacement glass fibre rod POWER

Ø 9 mm, including front/end sleeve M12

Art. No.	length	Ø mm	PU
14 32 58	150	11	1
14 32 60	200	11	1
14 32 62	250	11	1
14 32 64	300	11	1



#### Front bulb with shackle M12

Art. No.	connection thread	PU
14 31 80	M12	1



#### Guiding role made from aluminium

Art. No.	connection thread	PU
14 31 82	M12	1



#### Guiding role made from aluminium, length 80 mm

Art. No.	Ø mm	PU
14 31 84	40	1



#### Front/end sleeve M12

Art. No.	connection thread	PU
14 31 86	M12	1



#### Connection sleeve for probes Ø 11 mm

Art. No.	Ø mm	PU
14 32 66	11	1



#### Connection sleeve with rotator made from zinc steel Ø 30 mm, length 83 mm, with M12 connections on both sides

Art. No.	Ø glass fibre rod mm	PU
14 31 90	7.5/9/11/14	1



#### Catch device made from zinc steel to connect glass fibre rods from two opposite sides with M12 connections on both sides

Art. No.	Ø laid pipe	Ø glass fibre rod	PU
14 31 94	80 - 100 mm	7.5/9/11/14.5	1
14 31 96	100 - 125 mm	7.5/9/11/14.5	1
14 31 98	125 - 160 mm	7.5/9/11/14.5	1



#### Pipe cleaning brush with synthetic bristles made from Teflon core with pulling loops on both sides

Art. No.	Ø brush	PU
14 32 00	80 mm	1
14 32 02	97 mm	1
14 32 04	117 mm	1

### Cable pulling device KING

Cable pulling device **KING** with **glass fibre rod Ø 14.5 mm** and black PP coating, with **steel winder Ø 1500 mm** with wheels, including front/end sleeve M12 and front bulb with shackle M12



Art. No.	Ø mm	length m	standing version with wheels	PU
14 32 70	14.5	150		1
14 32 72	14.5	200		1
14 32 74	14.5	250		1
14 32 76	14.5	300		1
14 32 78	14.5	350		1
14 32 80	14.5	400		1

For accessories, see cable pulling devices POWER

#### Cable grips for electrical installations

Hand-braided cable grips made from zinc steel braid with a flexible Towing ring with front unit M5 and integrally moulded Talurit ferrule

Art. No.	Ø mm	length mm	connection thread	PU
14 33 00	4 - 6	200	M5	1
14 33 02	6 - 9	210	M5	1
14 33 04	6 - 12	420	M5	1
14 33 06	12 - 15	460	M5	1
14 33 08	15 - 19	500	M5	1
14 33 10	19 - 25	520	M5	1
14 33 12	25 - 31	520	M5	1

#### Cable grips for subterranean cable laying

Hand-braided cable grips made from zinc steel braid with 1 loop or 2 loops and integrally moulded Talurit ferrule

Art. No.	for cable Ø mm	length mm	loops	PU
14 33 14	10 - 20	600	1	1
14 33 16	10 - 20	600	2	1
14 33 18	20 - 30	700	1	1
14 33 20	20 - 30	700	2	1
14 33 22	30 - 40	700	1	1
14 33 24	30 - 40	700	2	1
14 33 26	40 - 50	800	1	1
14 33 28	40 - 50	800	2	1
14 33 30	50 - 65	800	1	1
14 33 32	50 - 65	800	2	1
14 33 34	65 - 80	800	1	1

#### Cord und cable grips

Art. No.	for cable Ø mm	length mm	PU
14 33 36	8 - 16	1200	1
14 33 38	10 - 20	1200	1
14 33 40	20 - 30	1200	1
14 33 42	30 - 40	1200	1

#### Water-based lubricants and slip agents

This prevents 80% of friction and facilitates cable laying through excellent slippage in every situation. As soon as the water is evaporated, the main part of the lubricant remains and ensures that old cables can easily be pulled out and new ones inserted, for many years and at different temperatures.

Art. No.	description	packaging	amount	PU
14 33 44	Gel lubricant	plastic bottle	500 ml	1
14 33 46	Dispenser for plastic bottle			1
14 33 48	Foam lubricant	spray can	400 ml	1