

# MCT1600

## Current Transformer Saturation, Ratio and Polarity Test Set



- **One button automated test: Demagnetization, CT Ratio, Knee Point, Saturation, Polarity and Phase Deviation Test**
- **Displays multiple instantaneous Saturation Curves with Knee Point**
- **Integrated 1 kV DC insulation test system**
- **Color daylight viewable graphical display**
- **“Save & Print Later” with USB stick**
- **Fast data entry using full QWERTY keyboard**
- **1600 VAC Saturation Test Voltage**
- **Automatic or manual testing selectable**

### DESCRIPTION

The Megger MCT1600 test set is a lightweight, robust, portable unit used to automatically or manually perform saturation, ratio, polarity, demagnetizing tests and insulation tests on current transformers. The MCT provides a microprocessor controlled variable voltage output and precision instrumentation for automatically testing single and multi-ratio CTs. The MCT1600 possesses microprocessor controlled output voltage with precision instrumentation and storage, reducing testing time and increasing productivity. All three tests – saturation, ratio and polarity – can be performed with the push of a button and without changing leads. The MCT1600 has a large display, permitting the user to easily read all pertinent data while the test is being performed and providing the ability to view the current transformer’s saturation curve.

Current transformers can be tested in their equipment configuration, such as being mounted in transformers, oil circuit breakers or switchgear. It is necessary for the equipment to be completely isolated from the electrical system prior to testing.

### APPLICATIONS

#### Saturation Test

With the single push of a button, The MCT1600 performs a CT saturation test and calculates the rated knee point. The saturation test is performed at mains rated frequency of 50 or 60 Hz as required by IEC regulations. The MCT1600 will calculate the rated knee point in compliance with IEEE C57.13.1, IEC 60044-1 or IEC 60044-6. While the saturation test is being performed, The MCT will plot the CT saturation curve on the large graphical display and automatically provide the user with the rated knee point per the desired IEEE or IEC standard. Many substation

CTs include a multi-ratio secondary, therefore the MCT1600 has the ability to plot and simultaneously display up to 10 CT saturation curves.

#### Ratio Test

Ratio testing is performed by comparing a voltage applied to the secondary winding to the resulting voltage produced on the primary winding. For example, if 1 volt per turn is applied to the secondary winding, the voltage





The Megger MCT1600 is easily field transportable along with an accompanying heavy duty carry bag for leads and cords.

present on the primary winding would be 1 volt. More specifically, if 120 volts were applied to the secondary of a 600/5 current transformer (120:1 ratio), 1 volt would be present on the primary winding. This test is performed automatically during a CT saturation test or manually with the output control knob and metering display. The MCT1600 will also provide the operator with a direct reading ratio, thus removing the need to calculate CT ratio manually.

**Polarity Test**

Polarity of the current transformer under test is indicated to the operator by a simple “Correct” or “Incorrect” indication on the display accompanied by the measured phase angle.

**Demagnetization**

Normal operating conditions and typical winding resistance measurements can cause a CT to become magnetized. The MCT1600 has the ability to automatically demagnetize the CT under test. This automatic demagnetization routine is useful to ensure that the CT Saturation test yield correct results. Prior to testing demagnification is recommended per ANSI C57.13.1.

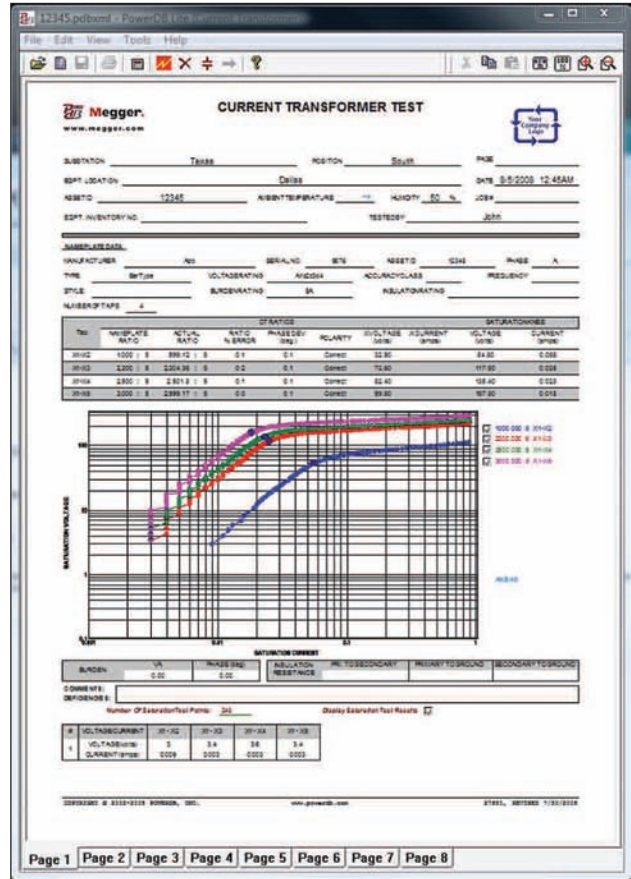
**Insulation Resistance Test**

In order to ensure that the CT secondary wiring is properly insulated, the MCT1600 system includes a 500/1000V insulation resistance test system. This test ensures that the CT secondary winding and secondary wiring is properly insulated per ANSI C57.13.1.

**Note:** Disconnect all electronic loads before performing this test.

**Data Storage and Printing**

The MCT1600 test system not only permits accurate and automated CT testing, but also catalogues and stores test results within the instrument for simple retrieval by software at a later date. All catalogued test results can be uploaded to Megger’s PowerDB™ Lite for report generation and saturation curve plotting on a computer. PowerDB Lite also has the ability to operate the MCT1600 with no operator intervention, thus providing a completely computer controlled automated test system.



Complete report generation with PowerDb Lite

The operator also has the option to print any catalogued test results immediately using an optional printer, providing hard copy of test reports immediately upon CT test completion.

Onboard memory allows complete test results and data to be stored in one complete file, permitting easy access to quick construction of reports such as saturation curve with knee point. The MCT1600 test file is saved in a Microsoft XML format, thus the data is available to any application that will accept an XML format.

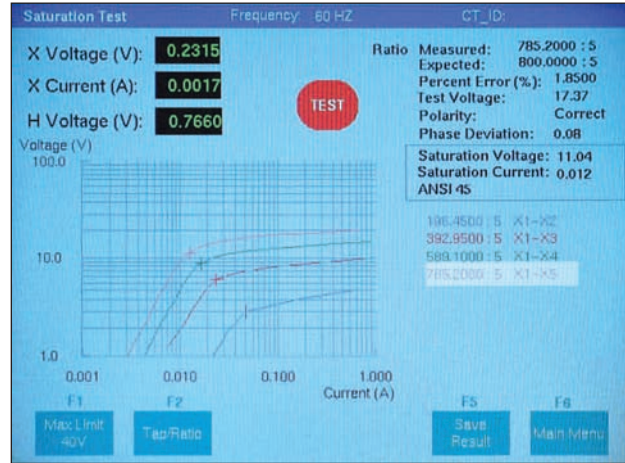
**Upgradeability**

The MCT1600 includes the ability to upgrade the user interface and testing capability using updates supplied on a USB memory device and a simple “upgrade” command. This upgrade capability permits the MCT1600 system to improve as new testing needs are developed.

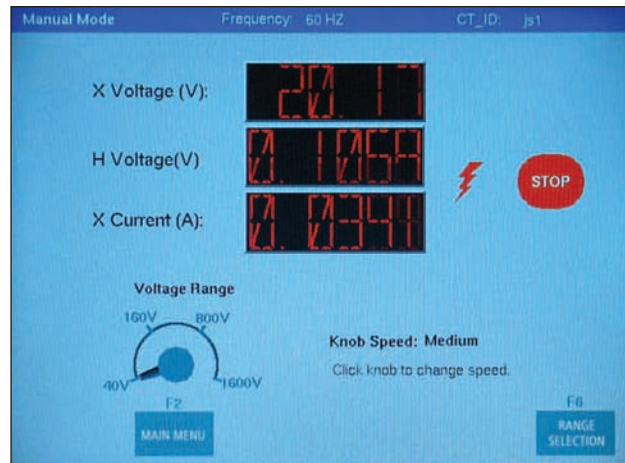




With a manual voltage output control knob, the user is able to perform any test required manually if only a spot check is required.



Saturation Curve and all test results displayed at a glance.



Manual testing screen.

**FEATURES AND BENEFITS**

- **Large Display** - The large graphical display provides the user with immediate, easy to read test results including a plot of the CT saturation curve. This display also provides the user with simple, easy to read test results for Ratio and Polarity Test.
- **CT Saturation, Ratio and Polarity Automated Testing** - The microprocessor-controlled output fully automates testing of CT's. This automated testing simplifies CT testing and reduces testing time. Automated testing is accomplished directly on the MCT1600 or via the included MS Excel macro.
- **CT Demagnetization** - During operation and routine DC winding resistance testing, it is possible for a CT to become magnetized. The MCT1600 includes an automated CT Demagnetization function, which allows determination of accurate Knee Point as well as stable, repeatable test results, and reduces test time.
- **Insulation Test** - The MCT1600 includes a 500/1000V insulation test system to verify the CT secondary winding and secondary wiring. This insures that the secondary insulation has not degraded and will continue to perform its function during high current faults.
- **Complete CT Testing** - The MCT1600 system provides a complete CT saturation, ratio and polarity test. Eliminating the need for multiple pieces of test equipment to perform a CT test. All test are performed in compliance with IEEE C57.13.1 test guidelines.
- **Full QWERTY Keyboard** - The field ruggedized full QWERTY keyboard simplifies nameplate data input.

- **Test Result Report** - The MCT1600 offers storage of complete test files in an easy-to-use, versatile format that permits upload to PowerDB Lite, or printing test results using the optional external printer. These options provide a simple, complete, easy way to store over 200 test results and saturation curves. All test results can be catalogued and stored in the MCT1600.



Download test results to a USB device.

- **High Voltage Warning Indication** - The MCT1600 can produce a high voltage output. To ensure the safety of the user, a high voltage warning is issued via both the MCT1600 and the PowerDB Lite interface prior to the presence of any output test voltage.
- **Manual Operation** - The MCT1600 is also supplied with a manual voltage output control knob. This permits the user to perform any test required manually if only a spot check is required. This allows the user to ensure that test results are correct, assisting in diagnosis of a faulty CT.

**SPECIFICATIONS**

**Input**

100 to 265 V, 1ø, 50 or 60 Hz, 15 A max.

**Output**

**Continuously variable in six ranges:**

- 0 to 40 V at 2.0 A max (1 minute on 15 minute off)
- 0 to 160 V at 2.0 A max (1 minute on 15 minute off)
- 0 to 800 V at 1.5 A max (3 min on, 15 min off)
- 0 to 1600 V at 1.0 A max (3 min on, 15 min off)

**Instrumentation**

**Voltmeters**

**Output**

4½ digit, auto ranging

**Resolution:** 0.0000 to 1.9999/19.999/199.99/1999.9

**Ranges:** 0 to 40/160/800/1600 V

**Accuracy:** ±0.5% of reading, and ±.5% range typical  
±1% of reading and ±1 V maximum

**Input**

4½ digit, auto-ranging

**Ranges:** 0 to 2/600

**Resolution:** 0.0000 to 1.9999/1.99/1.9/600 V

**Accuracy**

**2 V Range:** ±0.5% of reading and ±0.25% range

**600 V Range:** ±0.5% of reading and ±0.5% range

**Ammeter**

4½ digit

**Range:** 0.0000 to 1.0000A/5.000

**Accuracy:** ±0.85% of reading and ±1 LSD

**Phase Angle**

**3 digits**

**Range:** 0 to 360 degrees

**Accuracy:** ±1 degree

**Ratio**

**Range**

0.8 to 5000

**Accuracy**

±0.4% typical

±0.8% maximum

**Insulation Test**

**Test Voltage:** 1000 VDC, 500 VDC

**Measuring Range:** 10kΩ – 999MΩ

**Short Circuit Current:** 1.5mA nominal

**Test Current on Load:** 1mA at min. pass values of insulation (as specified in BS7671, HD 384 and IEC 364)

**Accuracy:** ±3%, ±2 digits up to 10MΩ

±5%, up to 100MΩ

±30% up to full scale

**Communication Interfaces**

USB

Ethernet

**Environment**

**Operating:** -10° C to 40° C

**Storage:** -30° C to 70° C

**Enclosure**

The unit is housed in a rugged enclosure suitable for use in outdoor substations.

**Standards**

IEC 61010

CSA 22.2

CE

**Dimensions**

7.5" H X 19.25" W X 15" D

(190 H X 489 W X 940 D mm)

**Weight**

47.6 lb (21.6 kg)

**ORDERING INFORMATION**

Item (Qty)	Cat. No.	Item (Qty)	Cat. No.
MCT1600 Current Transformer Saturation, Ratio and Polarity Test Set	MCT1600	Alligator clip, red, 4.1 mm, (1 ea)	684006
<b>Included Accessories</b>		Alligator clip, black, 4.1mm, (1 ea)	684007
Line cord, North American (1 ea)	620000	Soft side lead case	684035
Line cord, International color coded wire (1 ea)	15065	USB memory stick	830029
Test lead, H1 & H2, 40 ft, (1 ea)	620148	Ethernet crossover cable (1 ea)	620094
Test lead, X black, 20 ft, (1 ea)	620149	Instruction book	750025
Test lead, X red, 20 ft, (1 ea)	620150	PowerDB Lite	544342
Ground lead, green with yellow, with large ground clip, 20 ft, (1 ea)	620151	<b>Optional Accessories</b>	
Large test clip, red, 40mm opening, (1 ea)	640266	Printer USB, battery operated, (1 ea)	830030
Large test clip, black, 40mm opening, (1 ea)	640267	PowerDB, 1 <sup>st</sup> copy with USB key	DB10015

**UK**  
Archcliffe Road Dover  
CT17 9EN England  
T +44 (0) 1304 502101  
F +44 (0) 1304 207342  
UKsales@megger.com

**UNITED STATES**  
4271 Bronze Way  
Dallas TX 75237-1019 USA  
T 800 723 2861 (USA only)  
T +1 214 333 3201  
F +1 214 331 7399  
USsales@megger.com

**OTHER TECHNICAL SALES OFFICES**  
Norristown USA, Sydney AUSTRALIA,  
Toronto CANADA, Trappes FRANCE,  
Kingdom of BAHRAIN, Mumbai INDIA  
Johannesburg SOUTH AFRICA  
Conjure THAILAND

**ISO STATEMENT**  
Registered to ISO 9001:2000 Cert. no. 10006.01  
**MCT1600\_DS\_en\_V01**  
www.megger.com  
Megger is a registered trademark