


PHE III Voltage Detector

Nominal voltages up to 30 kV / 50 Hz

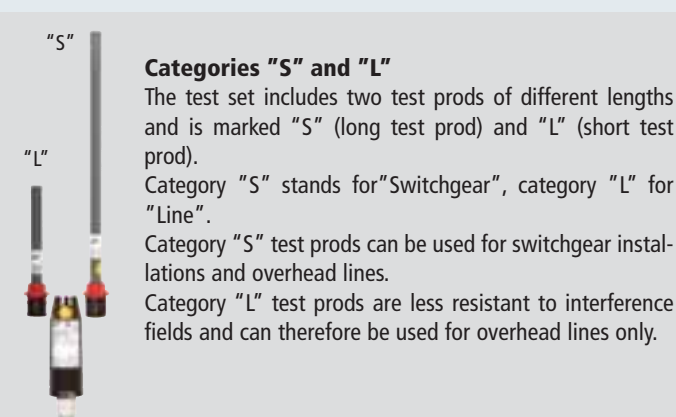
- Also for use in wet weather 
- For indoor and outdoor installations
- With self-testing element
- Visual and acoustic indicator
- Wide nominal voltage ranges
- Easy transport due to detachable insulating rod and test prod
- Fast battery replacement without tools
- Test set with interchangeable test prods for switchgear installations and overhead lines

Self-testing element

The PHE III electronic voltage detector has an integrated self-testing element that automatically tests the electronic circuit for correct operation (threshold) after switching on the detector. The detector is only ready for operation if the function test was performed successfully.

Replacing the battery

The 9 V block battery can easily be replaced by hand without the use of additional tools. By simply unscrewing the plastic nut, access is allowed for fast and easy battery replacement. Low battery conditions of the PHE III voltage detector are indicated by both LEDs illuminated and an acoustic signal when switching on the voltage detector.



Categories "S" and "L"

The test set includes two test prods of different lengths and is marked "S" (long test prod) and "L" (short test prod).

Category "S" stands for "Switchgear", category "L" for "Line".

Category "S" test prods can be used for switchgear installations and overhead lines.

Category "L" test prods are less resistant to interference fields and can therefore be used for overhead lines only.

SAFETY EQUIPMENT VOLTAGE DETECTORS

EN/IEC 61243-1 (DIN VDE 0682 Part 411)



PHE III voltage detector with visual and acoustic indicator used on an indoor switchgear installation.

Technical Data

Test prods	Glass-fibre reinforced epoxy resin tube, Ø20 mm, grey, detachable; Test electrode made of Cu alloy/gal Sn Ø20 mm, tooth shape for reliable contact, with M8 female thread for attaching electrodes and test probes
Indicator	Plastic, fully insulated, black
Indication	Visual: LED indication and Acoustic: Intermittent signal
Readiness for operation	Visual: Permanent green light
Voltage present	Visual: Red flashing light and Acoustic: Intermittent signal
No voltage present	Visual: Permanent green light
Insulating rod	Glass-fibre reinforced polyester tube, Ø30 mm, grey, detachable, with a handguard for safe operation and plug-in coupling for handle extension
Operating temperature range	- 25° C ... + 55° C, climatic category N

Special features of the switchable detector 3 ... 10 kV / 10 ... 30 kV:


The nominal voltage selector switch allows for switching between two nominal voltage ranges. For safety reasons, the detector can only be switched on if the selector is switched to the most sensitive range of 3 kV to 10 kV. The switch snaps into the selected position and provides protection against unintentional switching. A magnetically operated, wear-resistant reed switch changes the switching position.



SAFETY EQUIPMENT

PHE III Voltage Detector

VOLTAGE DETECTORS



Type	Nominal voltage U_N	Total length l_G	Insertion depth l_0	Part No.
------	--------------------------	-----------------------	--------------------------	-------------

A Nominal Voltages up to 30 kV / 50 Hz Category "S"

PHE3 3 S	3 kV	1080 mm	285 mm	767 703
PHE3 6 S	6 kV	1080 mm	285 mm	767 706
PHE3 10 S	10 kV	1080 mm	285 mm	767 710
PHE3 20 S	20 kV	1230 mm	435 mm	767 720
PHE3 30 S	30 kV	1415 mm	620 mm	767 730

B Nominal Voltage Ranges up to 30 kV / 50 Hz Category "S"

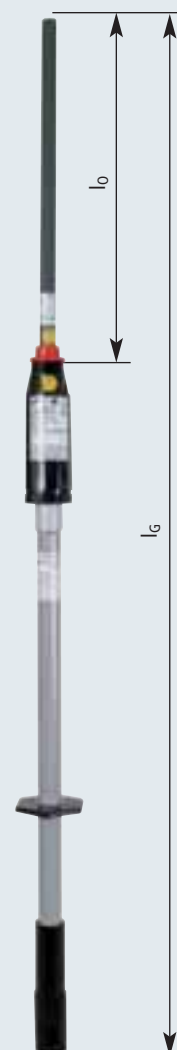
PHE3 3 10 S	3 ... 10 kV	1415 mm	620 mm	767 711
PHE3 6 20 S	6 ... 20 kV	1575 mm	780 mm	767 721
PHE3 10 30 S	10 ... 30 kV	1675 mm	880 mm	767 731

C Nominal Voltage Ranges up to 30 kV / 50 Hz, switchable Category "S"

PHE3 U 3 30 S	3 ... 10 / 10 ... 30 kV	1675 mm	880 mm	767 733
---------------	-------------------------	---------	--------	---------

D Nominal Voltage Ranges up to 30 kV / 50 Hz, Test Set With 2 interchangeable test prods, Category "S" and "L"


PHE3 6 20 SL	6 ... 20 kV	1575 / 990 mm	780 / 185 mm	767 740
PHE3 10 30 SL	10 ... 30 kV	1675 / 990 mm	880 / 185 mm	767 750



Voltage detectors for other nominal voltages and frequencies are available on request.

PHE III Electronic Indicator

Nominal voltages up to 30 kV / 50 Hz

- Also for use in wet weather 
- For indoor and outdoor installations
- With self-testing element
- Standby function
- Visual and acoustic indicator
- Wide nominal voltage ranges
- Fast battery replacement without tools
- Detachable test prod

Self-testing element

The PHE III electronic indicator has an integrated self-testing element that automatically tests the electronic circuit for correct operation (threshold) after switching on the detector.

Standby function

The PHE III electronic indicator has a standby function which automatically activates the indicator when making contact with energised equipment (without previous self-test) and visually and acoustically indicates "voltage present". When making contact with de-energised equipment, the indicator is not activated.

Categories "S" and "L"

Category "S" test prods (long test prod) can be used for both switchgear installations and overhead lines. Category "L" test prods (short test prod) are less resistant to interference fields and can therefore be used for overhead lines only.

Design:

In accordance with EN/IEC 61243-1 (DIN VDE 0682 Part 411) voltage detectors are divided into complete and separate devices. Complete devices are delivered as a complete unit, i.e. they consist of a test prod, indicator and suitably rated insulating rod.

The delivery of separate devices only includes the electronic indicator consisting of test prod and indicator. The corresponding insulating rod either has to be ordered separately (see next page "Insulating rods for PHE III voltage detectors") or has to be selected in accordance with standard requirements (see also installation instructions for PHE III electronic indicator).

Replacing the battery

The 9 V block battery can easily be replaced by hand without the use of additional tools. By simply unscrewing the plastic nut, access is allowed for fast and easy battery replacement. Low battery conditions of the PHE III voltage detector are indicated by both LEDs illuminated and an acoustic signal when switching on the voltage detector.



SAFETY EQUIPMENT VOLTAGE DETECTORS

Electronic indicator according to EN/IEC 61243-1 (DIN VDE 0682 Part 411)
Universal gear coupling according to EN/IEC 60832 (DIN VDE 0682 Part 211)



PHE III electronic indicator with universal gear coupling and insulating rod.

Technical Data

Test prods	Glass-fibre reinforced epoxyd resin tube, Ø20 mm, grey, detachable; test electrode made of copper alloy/gal Sn Ø20 mm, with tooth profile for safe contact, with M8 female thread for attaching electrodes and test probes
Indicator	Plastic, fully insulated, black
Indication	Visual: LED indication and Acoustic: Intermittent signal
Readiness for operation	Visual: Permanent green light
Voltage present	Visual: Red flashing light and Acoustic: Intermittent signal
No voltage present	Visual: Permanent green light
Operating temperature range	- 25° C ... + 55° C, climatic category N



Warning!

The PHE III electronic indicator may only be used in combination with a suitably rated insulating rod from the same equipment range.

SAFETY EQUIPMENT

PHE III Electronic Indicator

VOLTAGE DETECTORS

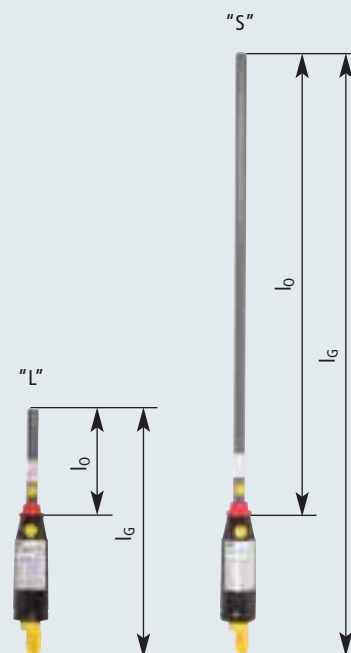


Type	Nominal voltage U_N	Category	Total length l_G	Insertion depth l_0	Part No.
------	--------------------------	----------	-----------------------	--------------------------	-------------

A PHE III Electronic Indicator with Universal Gear Coupling
Category "S" or "L"


PHE3 6 20 S SB ZK	6 ... 20 kV	S	1010 mm	780 mm	767 921
PHE3 10 30 S SB ZK	10 ... 30 kV	S	1110 mm	880 mm	767 931
PHE3 6 20 L SB ZK	6 ... 20 kV	L	415 mm	185 mm	767 922
PHE3 10 30 L SB ZK	10 ... 30 kV	L	415 mm	185 mm	767 932

Voltage detectors for other nominal voltages and frequencies as well as electronic indicators with permanent light and acoustic signal instead of flashing light and intermittent signal are available on request.



Insulating Rods for PHE III Electronic Indicator

Nominal voltages up to 36 kV / 50 Hz

- Also for use in wet weather 
- For indoor and outdoor installations
- Sealing unit with plug-in coupling for handle extension
- Telescopic insulating rod up to 10.6 m
- With universal gear coupling to adjust the angle of PHE III electronic indicators

SAFETY EQUIPMENT

VOLTAGE DETECTORS

EN/IEC 61243-1 (DIN VDE 0682 Part 411)
Universal gear coupling acc. to EN/IEC 60832 (DIN VDE 0682 Part 211)



Telescopic insulating rod for PHE III electronic indicator.

Technical Data

Insulating rod	Telescopic insulating rod: Glass-fibre reinforced epoxy resin tube Ø27 / 63 mm; Insulating rod: Glass-fibre reinforced polyester tube, Ø30 mm, with a handguard for safe operation
Sealing unit	Telescopic insulating rod: Non-slip plastic cap; Insulating rod: Plug-in coupling for handle extension

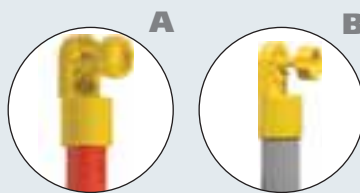


Plugging extension handle type HV STK into insulating rod type IS PHE STK.

SAFETY EQUIPMENT

VOLTAGE DETECTORS

Insulating Rods for PHE III Electronic Indicator



Type	Total length $l_{G \max} / l_{G \min}$	Total length l_G	Handle length l_H	Part No.
------	-------------------------------------------	-----------------------	------------------------	-------------

A Telescopic Insulating Rod with Universal Gear Coupling

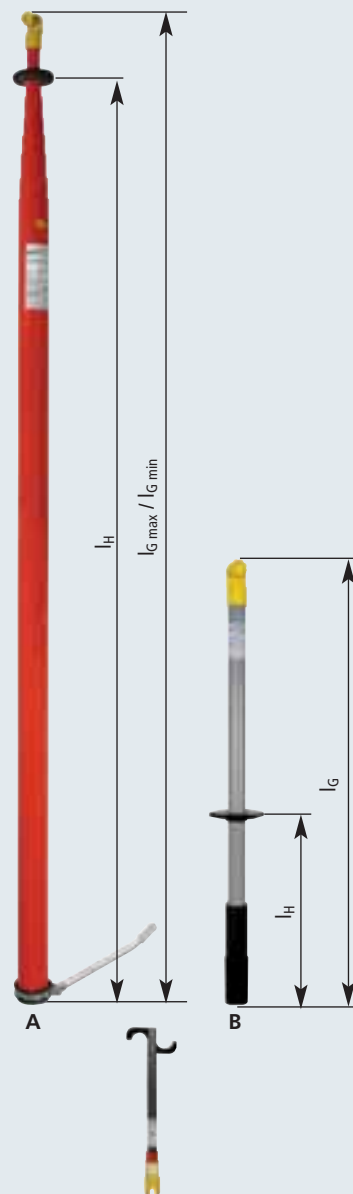
With scale for measuring the ground clearance and with mounted support

ISMTC N 36 ZK 10600	10,600 / 1750 mm		1680 mm	766 037 new
---------------------	------------------	--	---------	---------------------------

B Insulating Rod with Universal Gear Coupling

Sealing unit with plug-in coupling for extending the handle

IS ZK STK 670		670 mm	265 mm	766 368
---------------	--	--------	--------	----------------



Accessories for Telescopic Insulating Rods

Contacting Aid

For telescopic insulating rods

Type	Total length l_G	Part No.
AK AH ZK ISMTC	340 mm	766 049

Accessories for Insulating Rods for PHE III Electronic Indicator

Canvas Bag, empty

With shoulder strap

Max. capacity:

- 1 Telescopic insulating rod
- 1 Contacting aid
- 1 Test prod

Type	Colour	Dimensions	Part No.
STT 180 20	●	Ø200 x 1800 mm	766 039



Spare Part for Telescopic Insulating Rod

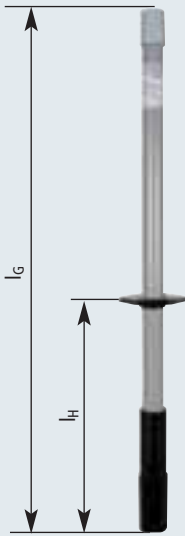
Support

Type	Part No.
AH ISMTC	766 038



Accessories for PHE III Voltage Detector

SAFETY EQUIPMENT VOLTAGE DETECTORS




Insulating Rod with Plug-in Coupling for Handle Extension

Type	Diameter	Total length l_G	Handle length l_H	Part No.
IS M12 STK 640	30 mm	640 mm	370 mm	766 331



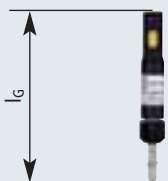
Plugging extension handle type HV STK into insulating rod type IS PHE STK.



HV STK Extension Handle

Plug-in coupling at both ends for extending the handle

Type	Diameter	Total length l_G	Part No.
HV STK 30 710	30 mm	710 mm	766 335



Adapter – Plug-in Coupling / T pin Shaft

For extending the handle of insulating rods type IS PHE with earthing rod type ES SQ or ES SQL

Type	Total length l_G	Part No.
AD HV STK SQ	280 mm	766 313



STK Sealing Unit

Type	Diameter	Total length l_G	Part No.
A STK	30 / 43 mm	85 mm	766 888

new



STK Sealing Unit with Eye

Type	Diameter	Total length l_G	Part No.
AR STK	30 / 43 mm	150 mm	766 889

new

SAFETY EQUIPMENT

Accessories for PHE III Voltage Detector

VOLTAGE DETECTORS

Sheet Metal Case, empty

Hammer-finished with foam padding

Max. capacity:

- 1 PHE III indicator
- 1 Insulating rod
- 1 Extension handle or adapter type STK SQ
- 2 Test prods (S and L)
- 3 Electrodes

Type	Colour	Dimensions	Part No.
SKL 95 21 10	●	950 x 210 x 100 mm	767 701



Plastic Case, empty

With foam padding

Max. capacity:

- 1 PHE III indicator
- 1 Insulating rod
- 1 Extension handle or adapter type STK SQ
- 2 Test prods (S and L)
- 3 Electrodes

Case type KKL PHE3 L additionally includes:

- 1 Test probe, straight
- 1 Test probe, straight, 800 mm

Type	Colour	Dimensions	Part No.
KKL PHE3	●	930 x 215 x 140 mm	767 997
KKL PHE3 L	●	1270 x 215 x 140 mm	767 999



Artificial Leather Bag, empty

With shoulder strap and shoulder belt

Max. capacity:

- 1 PHE III indicator
- 1 Insulating rod
- 1 Extension handle or adapter type STK SQ
- 2 Test prods (S and L)
- 3 Electrodes
- 1 Test probe, straight
- 1 Test probe, straight, 800 mm

Type	Colour	Dimensions	Part No.
KLT 1010 300	●	1010 x 300 x 100 mm	767 996

new



Plastic Case, empty

With foam padding

Max. capacity:

- 1 PHE III indicator
- 1 Test prod (L)
- 3 Electrodes
- 1 Spare battery

Type	Colour	Dimensions	Part No.
KKL PK PHE3 L	●	395 x 295 x 105 mm	766 036



Storage Device

Wall-mounted

Type	Colour	Diameter	Dimensions	Part No.
HV P ST D30	●	30 mm	430 mm	700 007




PHE III Voltage Detector Kit

Nominal voltage 20 kV / 50 Hz

SAFETY EQUIPMENT

VOLTAGE DETECTORS

Electronic indicator EN/IEC 61243-1 (DIN VDE 0682 Part 411)
Universal gear coupling EN/IEC 60832 (DIN VDE 0682 Part 211)

- For use in wet weather 
- For indoor and outdoor installations
- Modular system allows for flexibility when used in switchgear installations and overhead lines
- With self-testing element
- Visual and acoustic indicator
- Fast battery replacement without additional tools

Self-testing element

The PHE III electronic indicator has an integrated self-testing element that automatically tests the electronic circuit for correct operation (threshold) after switching on the detector.

Categories "S" and "L"

Category "S" test prods (long test prod) can be used for both switchgear installations and overhead lines. Category "L" test prods (short test prod) are less resistant to interference fields and can therefore be used for overhead lines only.

Replacing the battery

The 9 V block battery can easily be replaced by hand without the use of additional tools. By simply unscrewing the plastic nut, access is allowed for fast and easy battery replacement. Low battery conditions of the PHE III voltage detector are indicated by both LEDs illuminated and an acoustic signal when switching on the voltage detector.



PHE III voltage detector with test probe.

Technical Data

Test prods	Glass-fibre reinforced epoxy resin tube, Ø20 mm, grey, detachable; Test electrode made of Cu alloy/gal Sn Ø20 mm, with tooth profile for reliable contact, with M8 female thread for attaching electrodes and test probes
Indicator	Plastic, fully insulated, black
Indication	Visual: LED indication and Acoustic: Intermittent signal
Readiness for operation	Visual: Permanent green light
Voltage present	Visual: Red flashing light and Acoustic: Intermittent signal
No voltage present	Visual: Permanent green light
Insulating rod	Glass-fibre reinforced polyester tube, Ø30 mm, grey, with a handguard for safe operation and plug-in coupling for handle extension
Operating temperature range	- 25° C ... +55° C, climatic category N

SAFETY EQUIPMENT

PHE III Voltage Detector Kit

VOLTAGE DETECTORS

Type	Version	Nominal voltage		Part No.	
		U_N	Category		
A Voltage Detector Kit, PHE III 20 kV					
Category "S" for switchgear installations and overhead lines					
Pos.	Qty.	Type	Description	Part. No.	
1	1	EL M8 V PHE PHV	V-shaped electrode	766 927	
3	1	S63 PS PHE 780	Test prod "S 63", l = 780 mm	767 763	
5	1	PSO M8 PHE L800	Test probe l = 800 mm	766 960	
6	1	PHE3 A 20 SL ZK	Indicator, PHE III 20 kV	767 722	
7	1	IS ZK STK 670	Insulating rod with universal gear coupling	766 368	
8	1	HV STK 710	Extension handle l = 710 mm	766 335	
11	1	KLT 1010 300	Artificial leather bag, empty	767 996	
PHE3S 20 S	Voltage detector kit, complete		20 kV	S	767 724 new

**B Voltage Detector Kit, PHE III 20 kV**

Category "L" for overhead lines

Pos.	Qty.	Type	Description	Part. No.	
2	1	EL M8 H PHE PHV	Hook-shaped electrode	766 923	
4	1	L71 PS PHE 185	Test prod "L 71", l = 185 mm	767 766	
6	1	PHE3 A 20 SL ZK	Indicator, PHE III 20 kV	767 722	
9	1	ISMTC N 36 ZK 10600	Telescopic insulating rod with universal gear coupling and support	766 037	
10	1	AK AH ZK ISMTC	Contacting aid for telescopic insulating rods	766 049	
12	1	KKL PK PHE3 L	Plastic case, empty	766 036	
13	1	STT 180 20	Canvas bag, empty	766 039	
PHE3S 20 L	Voltage detector kit, complete		20 kV	L	767 725 new



Voltage detectors for other nominal voltages and frequencies as well as indicators with permanent light and acoustic signal instead of flashing light and intermittent acoustic signal are available on request.

See next page for single parts related to PHE III voltage indicators.

Single Parts for PHE III Voltage Detector Kit

SAFETY EQUIPMENT VOLTAGE DETECTORS

V-shaped Electrode

Type	Nominal voltage U_N	Material	Position	Part No.
EL M8 V PHE PHV	from 3 kV	Cu/gal Sn	1	766 927

Hook-shaped Electrode

Type	Nominal voltage U_N	Material	Position	Part No.
EL M8 H PHE	for overhead lines only	steel/gal Zn	2	766 923

Test Prod for Switchgear Installations and Overhead Lines

Category "S"

Type	Total length l_G	Insertion depth l_O	Position	Part No.
S63 PS PHE 780	815 mm	780 mm	3	767 763

Test Prod for Overhead Lines

Category "L71" for 3 ... 36 kV

Type	Total length l_G	Insertion depth l_O	Position	Part No.
L71 PS PHE 185	220 mm	185 mm	4	767 766

Test Prod for Siemens 8CK Switchgear Installations

Category "S" for PHE III voltage detectors, Part Nos. 767 721, 767 722 and 767 740

Type	Total length l_G	Insertion depth l_O	Position	Part No.
S63 PS PHE 8CK	880 mm	845 mm		767 768

Test Probe, straight, 800 mm

For substations and switchgear installations that require a greater insertion depth

Type	Nominal voltage U_N	Diameter \varnothing	Total length l_G	Position	Part No.
PSO M8 PHE L800	3 ... 24 kV	14 mm	890 mm	5	766 960

PHE III Indicator

Category "S" and "L"

Type	Nominal voltage U_N	Length of indicator l_G	Position	Part No.
PHE3 A 20 SL ZK	20 kV	230 mm	6	767 722

Insulating Rod with Universal Gear Coupling

Sealing unit with plug-in coupling for extending the handle

Type	Total length l_G	Handle length l_H	Position	Part No.
IS ZK STK 670	670 mm	265 mm	7	766 368

HV STK Extension Handle

Plug-in coupling at both ends for extending the handle

Type	Diameter	Total length l_G	Position	Part No.
HV STK 30 710	30 mm	710 mm	8	766 335

Adapter – Plug-in Coupling / T pin Shaft

For extending the handle of insulating rods type IS PHE with earthing rod type ES SQ or ES SQL

Type	Total length l_G	Part No.
AD HV STK SQ	280 mm	766 313



SAFETY EQUIPMENT

Single Parts for PHE III Voltage Detector Kit


VOLTAGE DETECTORS

Telescopic Insulating Rod with Universal Gear Coupling

With scale for measuring the ground clearance and with mounted support

Type	Total length $I_G \text{ max} / I_G \text{ min}$	Handle length I_H	Position	Part No.
ISMTC N 36 ZK 10600	10,600 / 1750 mm	1680 mm	9	766 037


new



Contacting Aid

For telescopic insulating rods

Type	Total length I_G	Position	Part No.
AK AH ZK ISMTC	340 mm	10	766 049



Artificial Leather Bag, empty

With shoulder strap and shoulder belt

Max. capacity:

- 1 PHE III indicator
- 1 Insulating rod
- 1 Extension handle or adapter type STK SQ
- 2 Test prods (S and L)
- 3 Electrodes
- 1 Test probe, straight
- 1 Test probe, straight, 800 mm

Type	Colour	Dimensions	Position	Part No.
KLT 1010 300	●	1010 x 300 x 100 mm	11	767 996

new



Plastic Case, empty

With foam padding

Max. capacity:

- 1 PHE III indicator
- 1 Test prod (L)
- 3 Electrodes
- 1 Spare battery

Type	Colour	Dimensions	Position	Part No.
KKL PK PHE3 L	●	395 x 295 x 105 mm	12	766 036



Canvas Bag, empty

With shoulder strap

Max. capacity:

- 1 Telescopic insulating rod
- 1 Contacting aid
- 1 Test prod

Type	Colour	Dimensions	Position	Part No.
STT 180 20	●	Ø200 x 1800 mm	13	766 039



Sheet Metal Case, empty

Hammer-finished with foam padding

Max. capacity:


- 1 PHE III indicator
- 1 Insulating rod
- 1 Extension handle or adapter type STK SQ
- 2 Test prods (S and L)
- 3 Electrodes

Type	Colour	Dimensions	Position	Part No.
SKL 95 21 10	●	950 x 210 x 100 mm		767 701



PHE III Voltage Detector Kit

Nominal voltage 60 ... 110 kV / 50 Hz

- For use in wet weather 
- For indoor and outdoor installations
- Modular system for use in switchgear installations and overhead lines
- With self-testing element
- Visual and acoustic indicator
- Easy transport due to detachable test prod and modular insulating rod
- Fast battery replacement without additional tools

Self-testing element

The electronic PHE III indicator has an integrated self-testing element that automatically tests the electronic circuit for correct operation (threshold) after switching on the detector.

Categories "S" and "L"

Category "S" test prods (long test prod) can be used for both switchgear installations and overhead lines. Category "L" test prods (short test prod) are less resistant to interference fields and can therefore be used for overhead lines only.

Replacing the battery

The 9 V block battery can easily be replaced by hand without the use of additional tools. By simply unscrewing the plastic nut, access is allowed for fast and easy battery replacement. Low battery conditions of the PHE III voltage detector are indicated by two illuminated LEDs and an acoustic signal when switching on the voltage detector.



PHE III voltage detector used in an 110 kV outdoor installation.

Technical Data

Test prods	Glass-fibre reinforced epoxy resin tube, Ø20 mm, yellow, detachable; Test electrode made of Cu alloy/gal Sn Ø20 mm, with tooth profile for reliable contact, with M8 female thread for attaching electrodes
Indicator	Plastic, fully insulated, black
Indication	Visual: LED indication and Acoustic: Intermittent acoustic signal
Readiness for operation	Visual: Permanent green light
Voltage present	Visual: Red flashing light and Acoustic: Intermittent acoustic signal
No voltage present	Visual: Permanent green light
Insulating rod	Glass fibre reinforced polyester tube, Ø43/30 mm, yellow, modular and detachable, with silicone shields, with a handguard for safe operation; Sealing unit with plug-in coupling for handle extension
Operating temperature range	- 25° C ... + 55° C, climatic category N

SAFETY EQUIPMENT

VOLTAGE DETECTORS

PHE III Voltage Detector Kit


Type	Version	Nominal voltage		Max. total length		Part No.	
		U _N	Category	I _G			
A Voltage Detector Kit, PHE III 60 ... 110 kV							
Category "S" for switchgear installations and overhead lines							
Pos.	Qty.	Type	Description			Part No.	
1	1	EL M8 G PHE	Fork-shaped electrode			766 924	
4	1	S66 PS PHE 880	Test prod "S 66", l = 880 mm			767 771	
5	1	PHE3 A 60 110 SL	Indicator, PHE III 60 ... 110 kV			767 723	
8	1	IS M12 STK 1940	110 kV insulating rod, modular			766 011	
10	1	AR STK	Sealing unit with eye			766 889	
11	1	KKL PHE 60 110	Plastic case, empty			766 998	
PHE3S 60 110 S		Voltage detector kit, complete		60 ... 110 kV	S	3020 mm	767 780 <i>new</i>

B Voltage Detector Kit, PHE III 60 ... 110 kV							
Category "L" for overhead lines							
Pos.	Qty.	Type	Description			Part No.	
2	1	EL M8 H PHE	Hook-shaped electrode			766 923	
3	1	L72 PS PHE 405	Test prod "L 72", l = 380 mm			767 772	
5	1	PHE3 A 60 110 SL	Indicator, PHE III 60 ... 110 kV			767 723	
8	1	IS M12 STK 1940	110 kV insulating rod, modular			766 011	
10	1	AR STK	Sealing unit with eye			766 889	
11	1	KKL PHE 60 110	Plastic case, empty			766 998	
PHE3S 60 110 L		Voltage detector kit, complete		60 ... 110 kV	L	2520 mm	767 781 <i>new</i>

C Voltage Detector Kit, PHE III 60 ... 132 kV							
Category "S" and "L" for switchgear installations and overhead lines							
Pos.	Qty.	Type	Description			Part No.	
1	1	EL M8 G PHE	Fork-shaped electrode			766 924	
3	1	L72 PS PHE 405	Test prod "L 72", l = 380 mm			767 772	
4	1	S66 PS PHE 880	Test prod "S 66", l = 880 mm			767 771	
6	1	PHE3 A 60 132 SL	Indicator, PHE III 60 ... 132 kV			767 732	
9	1	IS M12 STK 2540	132 kV insulating rod, modular			766 015	
10	1	AR STK	Sealing unit with eye			766 889	
12	1	KLT 160 17	Artificial leather bag, empty			766 614	
PHE3S 60 132 SL		Voltage detector kit, complete		60 ... 132 kV	S / L	3620 mm	767 782 <i>new</i>

D Electric Indicator Kit with Gear Coupling for PHE III 60 ... 132 kV						
Category "S" and "L" for switchgear installations and overhead lines (without insulating rod)						
Pos.	Qty.	Type	Description			Part No.
1	1	EL M8 G PHE	Fork-shaped electrode			766 924
3	1	L72 PS PHE 405	Test prod "L 72", l = 380 mm			767 772
4	1	S66 PS PHE 880	Test prod "S 66", l = 880 mm			767 771
7	1	PHE3 A 60 132 SL ZK	Indicator with gear coupling, PHE III 60 ... 132 kV			767 735
Note: The PHE III 60 ... 132 kV indicator with gear coupling may only be used with a suitably rated insulating rod! Category "S" and "L" for switchgear installations and overhead lines						
PHE3 AS 60 132 SL ZK		Indicator kit, complete		60 ... 132 kV	S / L	767 783 <i>new</i>

Voltage detectors for other nominal voltages and frequencies as well as indicators with permanent light and acoustic signal instead of flashing light and intermittent acoustic signal are available on request. See next page for single parts related to PHE III voltage detectors.



Single Parts for PHE III Voltage Detector Kit

SAFETY EQUIPMENT VOLTAGE DETECTORS



1

Fork-shaped Electrode

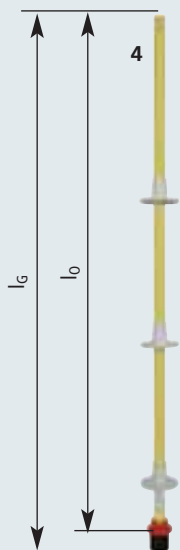
Type	Nominal voltage U_N	Material	Position	Part No.
EL M8 G PHE	for overhead lines only	StSt	1	766 924



2

Hook-shaped Electrode

Type	Nominal voltage U_N	Material	Position	Part No.
EL M8 H PHE	for overhead lines only	steel/gal Zn	2	766 923



Test Prod for Overhead Lines

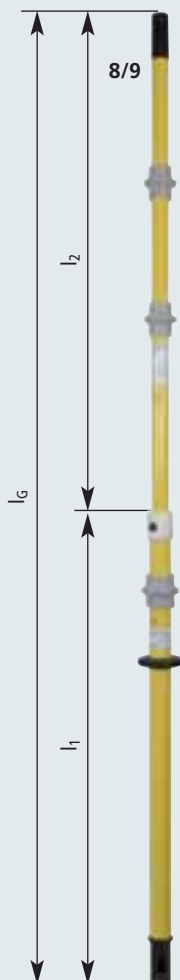
Category "L72" for 60 ... 110 (132) kV

Type	Total length l_G	Insertion depth l_0	Position	Part No.
L72 PS PHE 405	415 mm	380 mm	3	767 772

Test Prod for Switchgear Installations and Overhead Lines

Category "S 66" for 60 ... 110 (132) kV

Type	Total length l_G	Insertion depth l_0	Position	Part No.
S66 PS PHE 880	915 mm	880 mm	4	767 771



8/9

5/6



Indicator with M12 Threaded Pin

Category "S" and "L"

Type	Nominal voltage U_N	Length of indicator l_G	Position	Part No.
PHE3 A 60 110 SL	60 ... 110 kV	190 mm	5	767 723
PHE3 A 60 132 SL	60 ... 132 kV	190 mm	6	767 732

7



Indicator with Gear Coupling

Category "S" and "L"

Type	Nominal voltage U_N	Length of indicator l_G	Position	Part No.
PHE3 A 60 132 SL ZK	60 ... 132 kV	230 mm	7	767 735

Insulating Rod, 110 kV, modular

with M12 threaded socket and plug-in coupling

Type	Total length l_G	Length l_1	Length l_2	Position	Part No.
IS M12 STK 1940	1940 mm	930 mm	1120 mm	8	766 011

Insulating Rod, 132 kV, modular

with M12 threaded socket and plug-in coupling

Type	Total length l_G	Length l_1	Length l_2	Position	Part No.
IS M12 STK 2540	2540 mm	1225 mm	1445 mm	9	766 015

SAFETY EQUIPMENT

Single Parts for PHE III Voltage Detector Kit

VOLTAGE DETECTORS

STK Sealing Unit

Type	Diameter	Total length l_G	Part No.
A STK	30 / 43 mm	85 mm	766 888 new



STK Sealing Unit with Eye

Type	Diameter	Total length l_G	Position	Part No.
AR STK	30 / 43 mm	150 mm	10	766 889 new



10

Plastic Case, empty

With foam padding

Max. capacity:

- 1 PHE III indicator, 60 ... 110 kV
- 1 Insulating rod 110 kV, modular
- 2 Test prods (S 66 and L 72)
- 2 Electrodes (Fork-shaped or hook-shaped electrode)

Type	Colour	Dimensions	Position	Part No.
KKL PHE3 60 110	●	1270 x 215 x 140 mm	11	766 998



11

Artificial Leather Bag, empty

With shoulder strap

Type	Colour	Dimensions	Position	Part No.
KLT 160 17	●	Ø170 x 1600 mm	12	766 614



12

Storage Device

Wall-mounted

Type	Colour	Diameter	Dimensions	Part No.
HV P ST D40 45	●	40 ... 45 mm	530 mm	700 008

